

Mikva Challenge.

All Politics is Local: Getting Students Engaged with State and Local Politics

If you're looking for more ways to get your courses and students connected to the local community, look no further than this resource guide for state and local politics with inspirational works about hosting candidate forums, small assignments that can be done in online or in-person courses, and even a photojournalism assignment highlighting local issues!

Taking Essays to the Next Level in Political Science Classrooms

This resource guide has all you need to spice up the writing in your courses and get your students actively practicing ways to flex their civic muscles through the written word. Ideas include ways to make essays more authentic and connected to skills of citizenship including a piece by Ian Anson as well as some video clips and other examples of approaches to taking your written assignments to the next level.

Calls for new materials:

Already promoting civic skills in your class? We want to hear from you!

As part of our resource review and reorganization, we've identified some topics and areas that we are interested in publishing on the Raise the Vote/Educate platforms for other political science faculty to utilize in their courses. The topics that we're looking to add over the next year include:

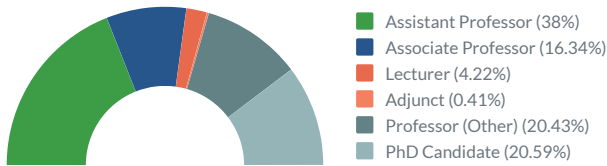
- Election Integrity
- Voter Laws and Suppression
- Courts and Judicial Advocacy
- Election Reform and Comparative Electoral Systems
- Polarization and Political Identity Formation
- Polling, Surveys, and Exit Polls

If you'd be interested in submitting your work, email teaching@apsanet.org. ■

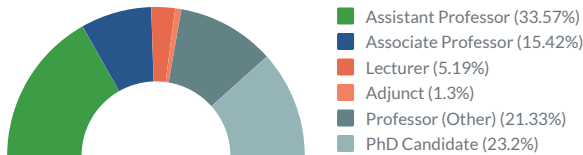
2022 Annual Meeting Attendees Profile

Academic Rank

Annual Meeting Attendees

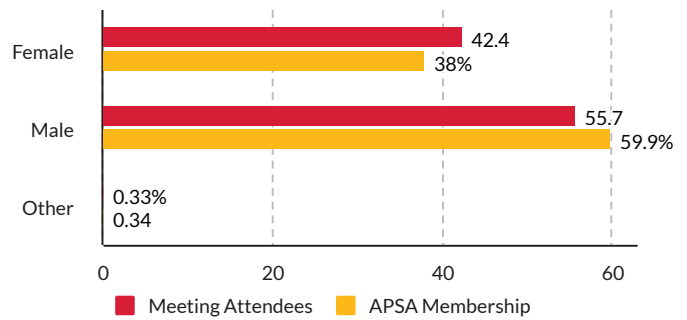


APSA Membership



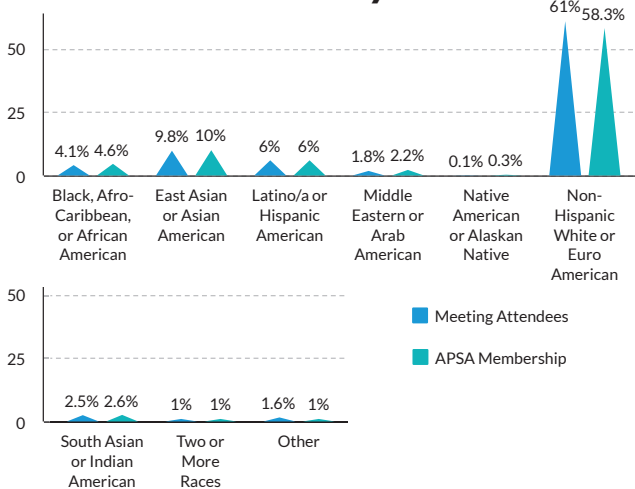
***Values are obtained from NOAH membership demographics for 2022

Gender



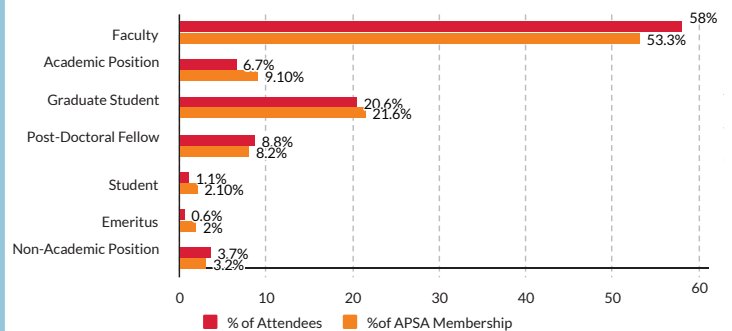
For the 2022 Annual Meeting, 42% of attendees were female, 56% male, and 0.33% identified with the 'other' category. Compared to this, APSA membership is 38% female, 60% male, and 0.34% identify as other.

Race and Ethnicity



***Values rounded to the nearest tenth

Primary Position



A plurality of those who attended the annual meeting were in a faculty position or graduate students (79%).